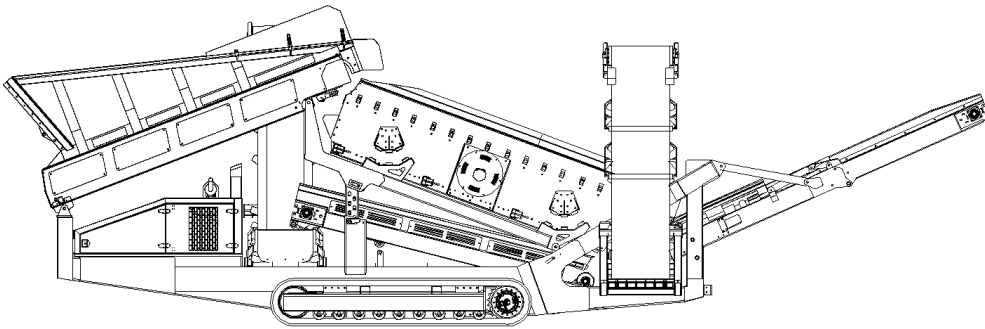


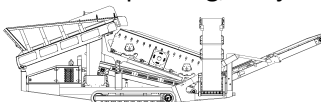


SPECIFICATION



TESAB 516

Specification correct at time of printing, Subject to change





DESCRIPTION:

Heavy Duty Mobile Screener With Following Key Features:

- 129Hp CAT C4.4 Diesel Engine.
- Hydraulic oil cooler fitted as standard (thermostatically controlled)
- 500mm Wide Crawler Tracks.
- Heavy Duty, High Energy 2 Bearing 16 x 5 ScreenBox.
- ScreenBox rises at lower end for bottom deck access.
- ScreenBox discharge end has virtually parallel sides. **(No Blockages)**
- Tail conveyor fitted with **1.6m (63")** wide chevron belt.
- Direct feed heavy duty hopper. Belt feeder / apron feeder option
- Integrated folding side conveyors, hydraulically operated
- Fast on Site setup Time – 10 Minutes.

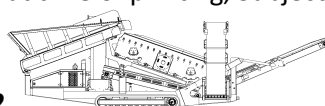
DIMENSIONS AND WEIGHT:

Length – Transport	15.6m (51' - 2")
Length – Working	16.20m (53' - 2")
Width – Transport	3.0m (9' - 10")
Width – Working	16.65m (54' - 7")
Height – Transport	3.4m (11' - 2")
Weight – Estimated	35,000 Kgs (77,175 Lbs)

CAPACITIES:

Capacity – Hopper (Level)	8.7m ³ (11.7yd ³)
Diesel Tank Capacity	400 Ltrs (105.7 US Gal)
Hydraulic Tank Capacity	550 Ltrs (145 US Gal)

Specification correct at time of printing, Subject to change





BELT FEED CONVEYOR:

Belt Width	1400mm (55")
Belt Spec	Toughflex Plain SW630/2 9+3 grade X covers
Drive Drum Dia	343mm (13.5")
Tail Drum Dia	323mm (12.7")
Adjustable Speed	YES
Motor	Eaton 130cc (2 Off)
Flow Rate	96Lpm (25.4 US Gpm)
Gearbox	Bonfig 805W2 (2 Off)
Gearbox Torque	14000Nm cont
Gearbox Ratio	1:24
Maximum Speed	15 Rpm

COLLECTION CONVEYOR:

Belt Width	1200mm (48")
Belt Spec	Plain 400/3 5+1.5
Drive Drum Dia	292mm (11.5")
Tail Drum Dia	272mm (10.7")
Motor	Eaton 500cc
Flow Rate	48Lpm (12.7 US Gpm)
Maximum Speed	95Rpm

Specification correct at time of printing, Subject to change



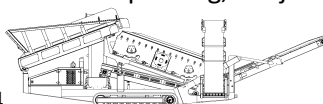
TAIL CONVEYOR:

Stockpile height	3060mm (10'-0") to 3750mm (12'-3")
Angle	12 to 24 Degrees
Belt Width	1600mm (63")
Belt Spec	Heavy Duty Chevron 500/3 5+1.5
Drive Drum Dia	292mm (11.5")
Tail Drum Dia	272mm (10.7")
Motor	Eaton 805cc
Flow Rate	66Lpm (17.4 US Gpm)
Adjustable speed	YES
Maximum Speed	78Rpm

MID PRODUCT SIDE CONVEYOR:

Stockpile Height	4000mm (13' - 2") @ 25 degrees
Angle	2 to 25 Degrees
Belt Width	900mm (36")
Belt Spec	Chevron - 315/3 3+1.5
Drive Drum Dia	292mm (11.5")
Tail Drum Dia	272mm (10.7")
Motor	Eaton 395cc
Flow Rate	48 Lpm (12.7 US Gpm)
Adjustable speed	YES
Maximum Speed	0 to 120 Rpm

Specification correct at time of printing, Subject to change





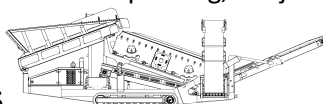
FINE PRODUCT SIDE CONVEYOR:

Stockpile Height	4300mm (14' - 1") @ 25 degrees
Angle	2 to 25 Degrees
Belt Width	900mm (36")
Belt Spec	Chevron - 315/3 3+1.5
Drive Drum Dia	292mm (11.5")
Tail Drum Dia	272mm (10.7")
Motor	Eaton 395cc
Flow Rate	48 Lpm (12.7 us Gpm)
Adjustable speed	YES
Maximum Speed	0 to 120 Rpm

SCREENBOX:

Screen Dimensions- Top Deck	4.88m x 1.525m (16' x 5')
Screens- Top Deck	5' x 4' Side Tension (4 off)
Tensioning - Top Deck	BOLTED
Screen Dimensions- Bottom Deck	4.675m x 1.525m (15' x 5')
Screens- Bottom Deck	5' x 5' End Tension (3 off)
Tensioning - Bottom Deck	Curved Tension Bar and Adjuster
Screen Angle	15° to 20°
Screen Motor	Ronzio W64 (63.9cc/Rev)
Drive System	Direct Drive with Flexible Coupling
Hydraulic Flowrate	66 Lpm (17.4 US Gpm)
Speed Adjustable	YES
Screen Stroke Adjustable	6 - 10mm max
Screen Shaft Speed	Factory Set @ 1050rpm

Specification correct at time of printing, Subject to change





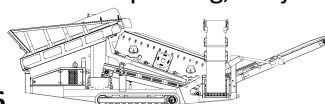
POWER UNIT AND HYDRAULICS:

Engine	CAT C4.4 TA (TIER III)
Engine Power	96Kw - 129 HP
Engine Speed	2200 Rpm
Flywheel Pump 1	DBH 5046, 5033,5033
LH PTO Pump 2	DBH 5023, 5023
Hydraulic Tank Capacity	550 L (145 US Gals)
Hydraulic Oil Cooler	YES (Thermostatic control)
Total System Flow	345 L (91 US Gpm)
Fuel Consumption	50% Load = 13.2 Ltrs/ Hour 100% Load = 26.5 Ltrs/ Hour

ELECTRICS

Chassis Cabling	SWA Cable
Emergency Stops	4 off, 2 @ Powerunit RH&LH 2 @ Tail Conveyor
Start Siren	Yes – 10 Second Delay
Engine Shutdowns	Low Oil Pressure High Water Temp Air Filter Blockage Fuel Contamination Low Hydraulic Tank Level
Radio Control Tracks	OPTIONAL (Hetric)
Pendant Track control	YES, Plugged in at Feeder End
Flashing Beacon & Siren	YES, (When Tracked)

Specification correct at time of printing, Subject to change





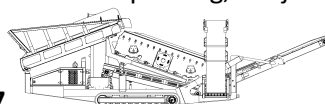
TRACKS:

Gearbox	Bonfiglioli 709
Ratio	142:1
Width	500mm (19.7")
Length	3310mm (10' - 10")
Height	739mm (29.4")
Motor	Rexroth 90cc
Speed max	0.8 Kph (0.5 Mph)
Flow Rate	66 Lpm (17.4 US Gpm)
Gradeability	30°
Max slope side to side	10°
Dual Speed	OPTION
Attachment to Chassis	Bolt On

OPTIONS:

- Top deck Bofor bars
- Top deck punch plate
- Heavy Duty top finger deck
- Bottom finger deck
- Radio Remote Control for Tracks
- Plate apron feeder (replaces belt feeder)

Specification correct at time of printing, Subject to change





APRON FEEDER CONVEYOR:

Apron Width	1400mm (55")
Apron Spec	10mm Hardox apron shoes
Adjustable Speed	YES
Motor	Eaton 395cc
Flow Rate	96 Lpm (25.4 US Gpm)
Gearbox	Brevini EC2090
Gearbox Torque	10,000Nm cont
Gearbox Ratio	1:16
Maximum Speed	15.2Rpm

SAFETY FEATURES:

- External Belt Alignment Points
- Engine Safety Shutdown Systems
- Full Safety Guarding for Nip Points
- Side conveyors lower horizontal for maintenance
- CE Compliance

Specification correct at time of printing, Subject to change

